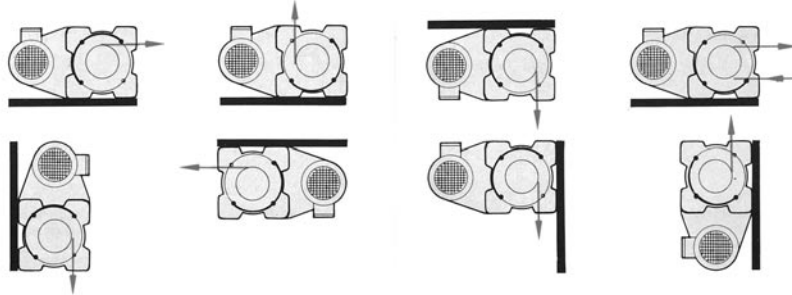


# Electric winches TRB 250/350


## 250 to 350 kg capacity




Many possibilities of fixing  
in different positions and rope outlets




Protected drum with perforated plate.




Nut cage for multi-position fixing of the winch.  
Very safe rope clamp.



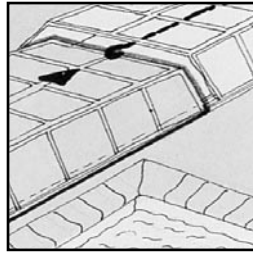
Instantaneous power-cut electromagnetic disk brake.




# Dimensions and technical data




Ladder hoists.




Swimming pool roofs (hauling).



Theatre scenery



Two-way transport (e.g. of materials and parts to/from machines).



Trap door opening.

TRB: winch designed for maximum functionality and versatility. Available with full voltage or low voltage control.

## TRB 220 V full voltage controlled:

- 240 volts – 50 Hz single-phase or 240-400 volts three-phase self-braking motor – P = 1.1 kW – IP 54 – Start capacitor (for single-phase models)
- Remote control in full voltage: 240 volts S-Ph. or 240/400 volts T-Ph. Protection IP 67. Double insulated.
- Emergency stop.
- Weld steel drum.
- All others technical characteristics same as low-voltage TRB models
- Some optional equipments cannot be fitted on these models, please feel free to contact our sales department.
- The (optional) limit switch device can be installed only on the single-phased models. For the three-phased models, the limit switch will have to be incorporated to the installation. Otherwise a low-voltage model must be selected.

Model	Capacity on the first layer kg	Capacity on the last layer kg	Number of layers	Motor kW	Speed m/mn	Rope length m	Rope diameter mm	Weight kg
TRB 251 CD	290	250	3	1.1 S-Ph.	20	60	5	35
TRB 301 CD	345	300	3	1.1 S-Ph.	15	60	5	35
TRB 351 CD	375	350	2	1.1 S-Ph.	15	40	5	35
TRB 353 CD	375	350	2	1.1 T-Ph.	15	40	5	35

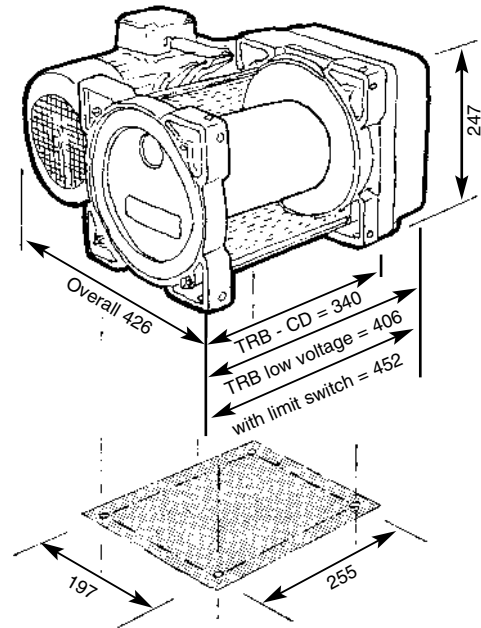
The indicated rope diameter corresponds to the capacity on the last layer.

## TRB low voltage controlled:

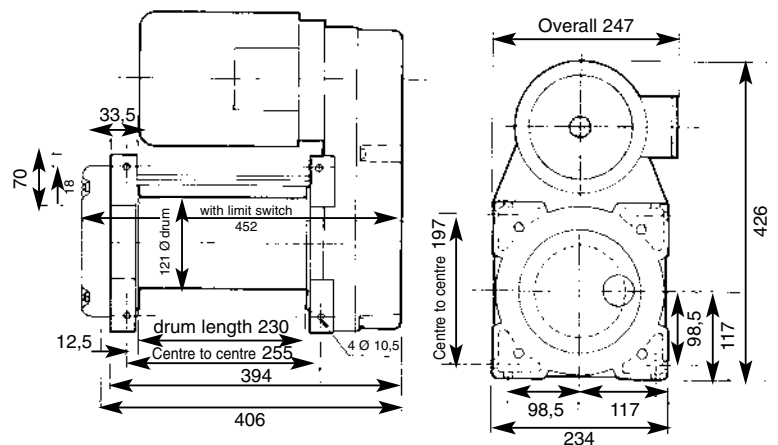
- 240 volts – 50 Hz lifting type. Single-phase motor. Start capacitor. Class F. Protection IP 55.
- 240/400 volts – 50 Hz lifting type. Three-phase motor. Class F. Protection IP 55.
- Emergency stop.
- Seal grease-bath helical reduction gearing.
- 24 volts d.c. electromagnetic brake. P = 25 W.
- Weld steel drum.
- Optional 24 volts low voltage control.
- Many optional equipments available.

Model	Capacity on the first layer kg	Capacity on the last layer kg	Number of layers	Motor kW	Speed m/mn	Rope length m	Rope diameter mm	Weight kg
TRB 251	290	250	3	1.1 S-Ph.	25	60	5	39
TRB 253	290	250	3	1.1 T-Ph.	25	60	5	39
TRB 301	345	300	3	1.1 S-Ph.	20	60	5	39
TRB 303	345	300	3	1.1 T-Ph.	20	60	5	39
TRB 351	375	350	2	1.1 S-Ph.	15	40	5	39
TRB 353	375	350	2	1.1 T-Ph.	15	40	5	39


The indicated rope diameter corresponds to the capacity on the last layer.



On the 2 mounting planes, the 4 points form a 318 x 246 rectangle (all models).



TRB low voltage model



**treuils**  
**HUCHEZ**

60420 Ferrières (Oise) - France  
Tel. +33 344 511 133 - Fax +33 344 511 313

[www.huchez.fr](http://www.huchez.fr)